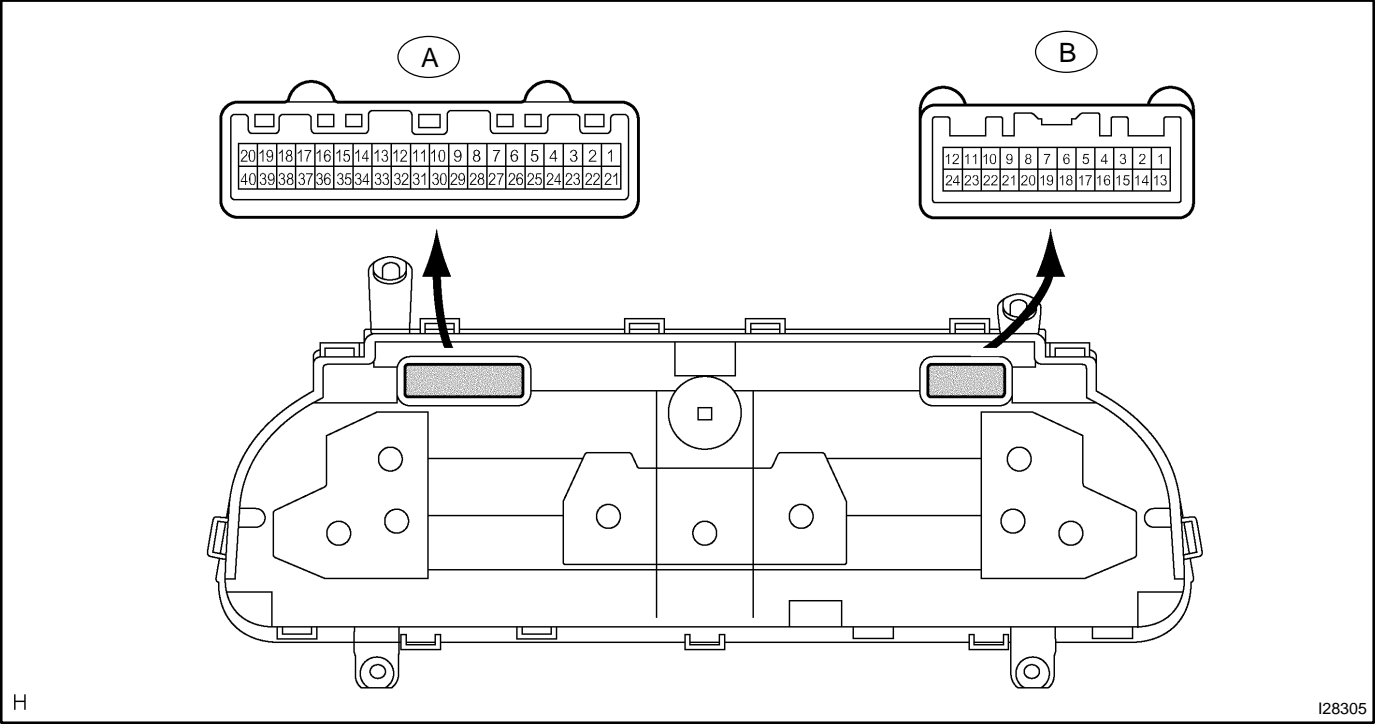
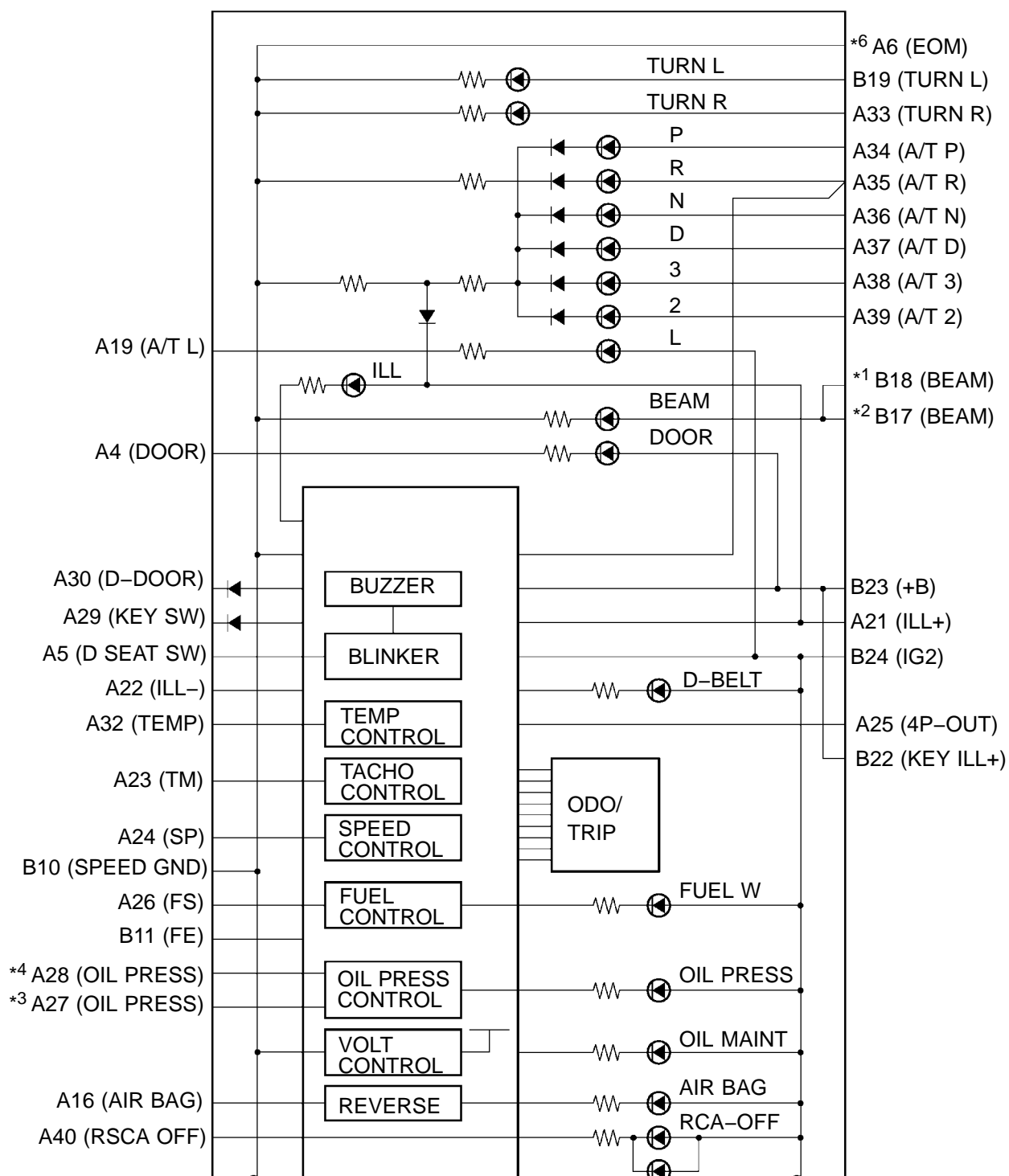


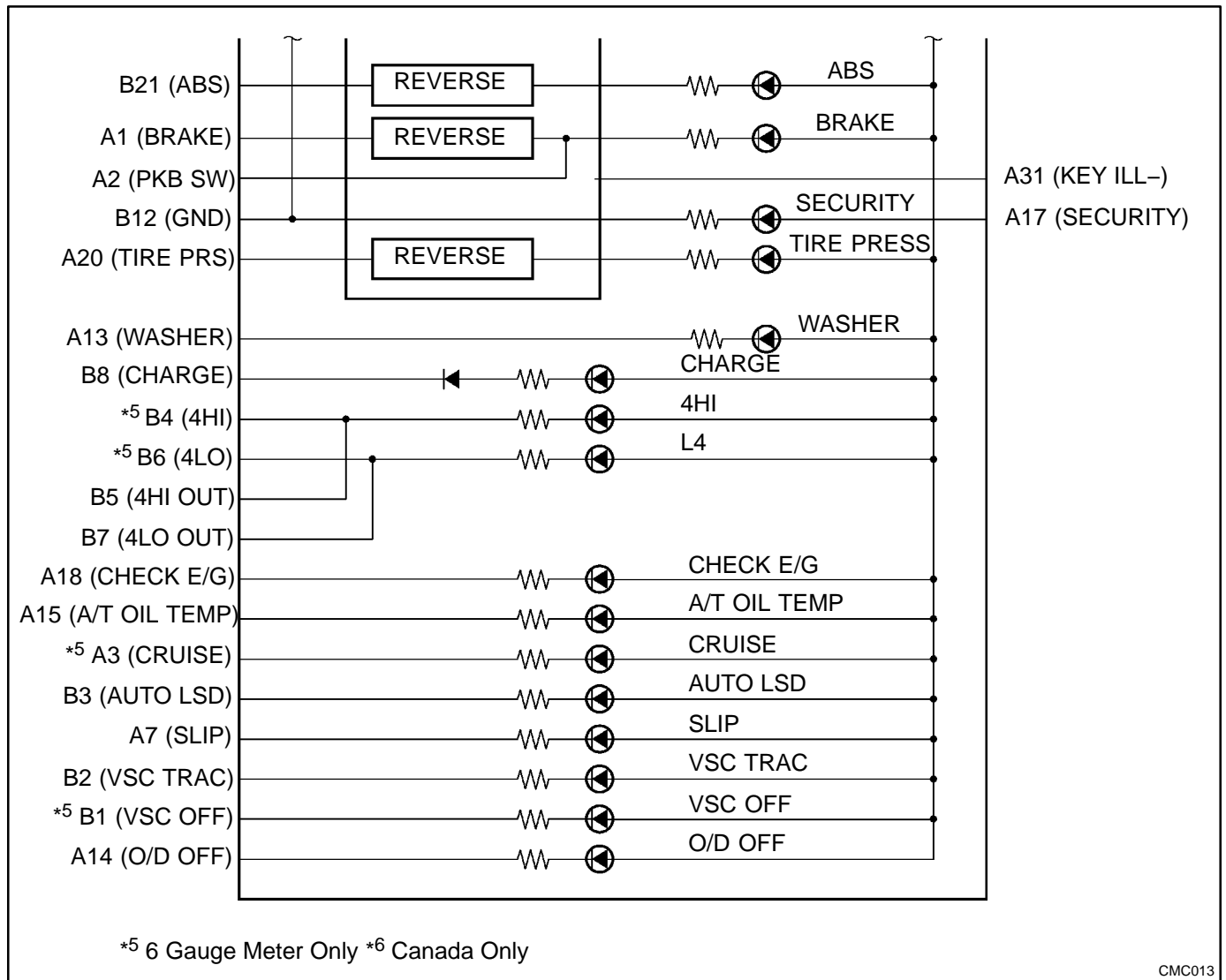
CIRCUIT





H

*1 w/ DRL *2 w/o DRL *3 2UZ-FE *4 1GR-FE



Terminal No.	Wire Harness Side
A	1 * ¹ Brake Actuator Assy (ABS)
	* ² ABS & Traction Actuator Assy (VSC)
	2 Brake Fluid Level Warning Switch
	Parking Brake Switch
	3 ECM
	4 Body ECU
	5 Front Seat Inner Belt Assy (Driver side)
	6 * ³ ECM
	7 ABS & Traction Actuator Assy (VSC)
	13 Washer Level Warning Switch
	14 ECM
	15 ECM
	16 Airbag Sensor Assy Center
	17 Body ECU/Immobiliser ECU
	18 ECM
	19 ECM
	20 Tire Pressure ECU
	21 TAIL Fuse
	22 Light Control Rheostat
	23 ECM
	24 * ¹ Brake Actuator Assy (ABS)
	* ² ABS & Traction Actuator Assy (VSC)
	* ⁴ Vehicle Speed Sensor
	25 4P-OUT
	26 Fuel Sender Gauge
	27 * ⁵ Low Oil Pressure Sensor
	28 * ⁶ Low Oil Pressure Switch
	29 Key Unlock Warning Switch
	30 Door Courtesy Switch
	31 Key Illumination
	32 ECM
	33 Flasher Relay
	34 Park/Neutral Position Switch
	35 Park/Neutral Position Switch
	36 Park/Neutral Position Switch
	37 Park/Neutral Position Switch
	38 Park/Neutral Position Switch
	39 Park/Neutral Position Switch
	40 Airbag Sensor Assy Center

Terminal No.	Wire Harness Side
B	1 ABS & Traction Actuator Assy (VSC)
	2 ABS & Traction Actuator Assy (VSC)
	3 ABS & Traction Actuator Assy (VSC)
	4 Transfer Control ECU
	5 Transfer Indicator (4 Hi)
	6 Transfer Control ECU
	7 Transfer Indicator (4 Lo)
	8 Generator
	10 Vehicle Speed Sensor
	11 Fuel Sender Gauge Assy
	12 Body Ground
	17 * ⁷ Headlight Assy
	18 * ⁸ Body ECU
	19 Flasher Relay
	21 * ¹ Brake Actuator Assy (ABS)
	* ² ABS & Traction Actuator Assy (VSC)
	22 Key Illumination
	23 DOME Fuse
	24 IGN1 Fuse

*¹ w/o VSC*² w/ VSC*³ CANADA*⁴ M/T*⁵ for 2UZ-FE*⁶ for 1GR-FE*⁷ w/o DRL*⁸ w/ DRL